

TimTie

New build cavity wall tie for timber frame constructions

APPLICATIONS

- New build wall tie for securing outer leaf masonry to a timber frame

NOTE: If the building being constructed is three storeys or higher, call the Helifix Technical Sales Team for advice on 020 8735 5200

FEATURES


- Type 6 stainless steel helical tie
- Rapid, easy, hammer or power-driven installation
- Installed directly into timber stud, exactly where required
- Installed through insulation without significantly affecting its thermal properties
- Suitable for use with 'warm frame' rigid insulation
- Great axial strength – resists all wind loads
- No disturbance to green masonry
- No loosening of internal drywall fasteners
- Excellent holding power
- Accommodates normal building movement
- Tested in accordance with BS EN 845-1:2013+A1:2016



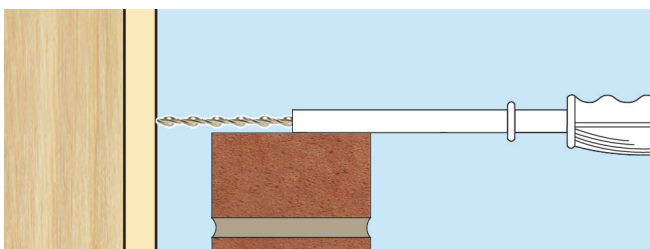
Installing TimTie through insulation into timber stud



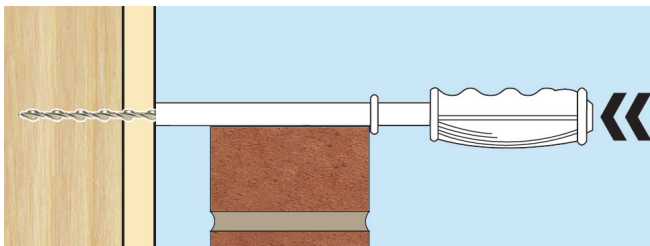
INSTALLATION PROCEDURES



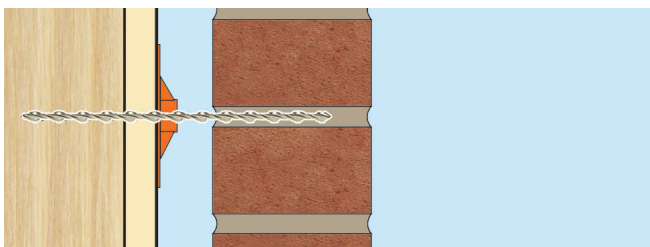
1. TimTies are installed as the outer leaf is constructed. Load tie into hand held or power support tool.



2. Position the tool on the outer leaf masonry, where required.



3. Drive the tie directly into the timber stud, through insulation where fitted. Fit the insulation retaining clip over the TimTie.



4. Embed the outer end of the tie into the mortar of the new masonry leaf.

RECOMMENDED TOOLING

| | |
|-----------------------|---------------------------------------|
| For installing TimTie | Helifix TimTie hand held Support Tool |
|-----------------------|---------------------------------------|

TECHNICAL SPECIFICATIONS

TIMTIE

| | |
|------------------------|---|
| Material | Austenitic stainless steel Grade 304 (1.4301) or 316 (1.4401) |
| Diameter | 4.5mm |
| Minimum fixing density | 4.4 ties per m ² (Refer to the specification, or Helifix Technical Department) |

TIMTIE SELECTION

| CAVITY - mm | TIE LENGTH - mm |
|-------------|--------------------------------------|
| 50 | 195 |
| 75 | 220 |
| 100 | 245 |
| 125 | 270 |
| 125+ | Consult Helifix Technical Sales Team |

CLASSIFICATION OF TIMTIE, IN ACCORDANCE WITH BS EN 845-1:2013+A1:2016, USING DD140 PART 2 1987 CRITERIA

| | |
|--------|------------------------------|
| Type 6 | With 50mm Timber Penetration |
|--------|------------------------------|

NOTE: If your TimTie application involves a building of three storeys or more, call the Helifix Technical Sales Team for advice on 020 8735 5200